

Seamless flake flooring is a beautiful, hard wearing, easy to clean as well as easy to maintain flooring system that adds quality & value to any concrete surface. It is available in a wide range of designer colours & flake sizes and hence it will enable you to create your own unique look. It is ideal for garages, patios, laboratory & science buildings, showrooms, restrooms, commercial areas as well as warehouse and manufacturing

MARBLETONE BLEND RANGE



Black Marble (Large)



Caramel Marble (Large)



Blue Metal Grey (Large)



Heritage Marble (Large)




Midnight Marble (Large)



Black Marble (Small)



Caramel Marble (Small)



Blue Metal Grey (Small)



Heritage Marble (Small)




Midnight Marble (Small)



Pine Marble (Large)



Richmond Marble (Large)



Tan Marble (Large)



Rusty Marble (Large)



Terracotta Marble (Large)



Pine Marble (Small)




Richmond Marble (Small)



Tan Marble (Small)


NEW GENERATION BLEND RANGE




Bamboo (Small)



Black Granite (Small)




Carnivale (Small)



Claypan (Small)



Coppertone (Small)



Fiesta (Small)



Fossil (Small)



Freckle (Small)



Frosty (Small)




Glacier (Small)



Grey Granite (Small)



Latte (Small)



Moonlite (Small)



Oatmeal (Small)




Oyster (Small)



Paprika (Small)



Saffron (Small)



Sandalwood (Small)



Savannah (Small)




Seashell (Small)




Sherbet (Small)



Showtime (Small)



Storm (Small)



Sunset (Small)

CLASSIC XL RANGE

XL Range is one of the latest decorative option in Seamless Flake Flooring. The extra large size gives you the closest look to real marble than ever before. Classic XL Range sets its place in the market with 15 standard options, giving you more choice to suit your project.



CLASSIC XL BLACK MARBLE
(on black base coat)



CLASSIC XL BLACK MARBLE
(on white base coat)



CLASSIC XL BLACK MARBLE
(on light grey base coat)



CLASSIC XL BLUE METAL GREY MARBLE
(on white base coat)



CLASSIC XL CAPPUCCINO MARBLE
(on white base coat)



CLASSIC XL BLUE METAL GREY MARBLE
(on light grey base coat)



CLASSIC XL CAPPUCCINO MARBLE
(on light beige base coat)



CLASSIC XL BONE MARBLE
(on white base coat)



CLASSIC XL BONE MARBLE
(on light beige base coat)



CLASSIC XL BONE MARBLE
(on light grey base coat)



CLASSIC XL MIDNIGHT BLUE MARBLE
(on white base coat)



CLASSIC XL RICHMOND GREY MARBLE
(on white base coat)



CLASSIC XL PINE MARBLE
(on white base coat)



CLASSIC XL RICHMOND GREY MARBLE
(on light grey base coat)



CLASSIC XL PINE MARBLE
(on light grey base coat)

STANDARD BLEND RANGE




Ash Grey (Large)



Champagne (Large)



Desert Grey (Large)



Driftwood (Large)



Eastwick (Large)



Ash Grey (Small)



Champagne (Small)



Desert Grey (Small)



Driftwood (Small)



Eastwick (Small)



Fox (Large)



Fruit Salad (Large)



Grenadine (Large)



Grey Mist (Large)



Grey Wacke (Large)




Fox (Small)



Fruit Salad (Small)



Grenadine (Small)



Grey Mist (Small)



Grey Wacke (Small)



Honeycomb (Large)



Sahara (Large)



Snowfield (Large)



Steel (Large)



Honeycomb (Small)



Sahara (Small)




Snowfield (Small)




Steel (Small)


STONE GRIP BLEND RANGE



Autumn




Aztec



Beach




Blue Metal



Moss




Opal



Pewter



Red Earth



Sandstone



Volcanic Ash

COLOUR SWATCH GUIDELINES: Due to print variations in colour when compared with the above swatches should be expected.